



## Overview


Halogen lamps come in a variety of shapes, styles, amperage and brightness. This guide will help you understand the specifications of the bulbs that are encountered in this category.



### Halogen Bi-Pin Lamps

Lamp Number	Base Type	Design Volts	Design Amps	Design Watts	MSCP	Filament Type	MOL mm (Inches)	LCL mm (Inches)	Average Life Hours	Primary Application
777	G4 Bi-Pin	4.00	1.20	4.80	5.50	C-6	31.00 (1.22)	19.56 (0.77)	275	Flashlight
787	G4 Bi-Pin	6.00	1.67	10.0	16.00	C-6	25.40 (1.00)	19.56 (0.77)	100	Instrument
FCR	GY6, 35 Bi-Pin	12.00	8.33	100.00	3,400 (L)*	C-6	44.00 (1.73)	30.00 (1.18)	50	Auto, Tester
JC10	G4 Bi-Pin	12.00	0.83	10.00	-	C-6	31.00 (1.22)	19.60 (0.77)	2,000	Auto
JC20	G4 Bi-Pin	12.00	1.67	20.00	-	C-6	31.00 (1.22)	19.60 (0.77)	1,000	Auto
JCD	GY6, 35 Bi-Pin	120.00	1.25	150.00	3,000 (L)*	CC-6	50.0 (1.97)	30.00 (1.18)	100	Auto, Tester

\*Lumens




### T-2-1/2 Halogen Lamps

Lamp Number	Base Type	Design Volts	Design Amps	Design Watts	MSCP	Filament Type	MOL mm (Inches)	LCL mm (Inches)	Average Life Hours	Primary Application
H1 55W	P14.5s	12.00	4.58	55.00	129.00	C-8	67.50 (2.66)	25.00 (0.98)	225	Auto, Fog/Aux.
H1 100W	P14.5s	12.00	8.33	100.00	217.00	C-8	67.50 (2.66)	25.00 (0.98)	50	Auto, Fog/Aux.
H1 130W	P14.5s	12.00	10.83	130.00	-	C-8	67.50 (2.66)	25.00 (0.98)	150	Auto, Fog/Aux.
H1 70W 24 V	P14.5s	24.00	2.92	70.00	158.00	C-8	67.50 (2.66)	25.00 (0.98)	225	Auto, Fog/Aux.



### T-3 Halogen Lamps

Lamp Number	Base Type	Design Volts	Design Amps	Design Watts	MSCP	Filament Type	MOL mm (Inches)	LCL mm (Inches)	Average Life Hours	Primary Application
H2 55W	X511	12.00	4.58	55.00	150.00	C-8	31.00 (1.22)	12.2 (0.48)	255	Auto, Fog/Aux.
H2 100W	X511	12.00	8.33	10.00	-	C-8	31.00 (1.22)	12.2 (0.48)	100	Auto, Fog/Aux.





### T-3-1/4 Halogen Lamps

Lamp Number	Base Type	Design Volts	Design Amps	Design Watts	MSCP	Filament Type	MOL mm (Inches)	LCL mm (Inches)	Average Life Hours	Primary Application
H3 55W 6V	PK22s	6.00	9.17	55.00	10.50	C-6	41.90 (1.65)	18.00 (0.71)	150	Auto, Fog/Aux.
H3 55W	PK22s	12.00	4.58	55.00	121.00	C-6	41.90 (1.65)	18.00 (0.71)	150	Auto, Fog/Aux.
H3 C 55W	Bi-Pin	12.00	4.58	55.00	121.00	C-8	41.90 (1.65)	18.00 (0.71)	150	Auto, Fog – Japanese
H3 100W	PK22s	12.00	8.33	100.00	192.00	C-8	41.90 (1.65)	18.00 (0.71)	100	Auto, Fog/Aux.
H3 130W	PK22s	12.00	10.83	130.00	–	C-6	41.90 (1.65)	18.00 (0.71)	50	Auto, Fog/Aux.
862	Right Angle Prefocus	12.80	0.23	2.93	–	C-6	68.00 (2.68)	31.80 (1.25)	75	Tractor
880	Axial Prefocus	12.80	2.10	26.88	43.00	C-6	68.00 (2.68)	31.80 (1.25)	300	Auto, Fog
811	Right Angle Prefocus	12.80	2.10	26.88	43.00	C-6	68.00 (2.68)	31.80 (1.25)	300	Auto, Fog
882	Printed Circuit Socket	12.80	0.35	4.48	3.80	C-6	30.00 (1.18)	9.08 (0.37)	2,000	Auto, Instrument
884	Axial Prefocus	12.80	2.10	26.88	43.00	C-6	68.00 (2.68)	31.80 (1.25)	300	Auto-Signal
885	Axial Prefocus	12.80	3.90	49.92	100.00	C-6	68.00 (2.68)	31.80 (1.25)	200	Auto, Fog
886	Right Angle Prefocus	12.80	3.90	49.92	100.00	C-6	68.00 (2.68)	31.80 (1.25)	200	Auto, Fog
H3 35W	PK22s	13.50	2.96	40.00	60.00	C-6	41.90 (1.65)	18.00 (0.71)	200	Auto, Fog/Aux.
H3 HD 55W	PK22s	13.50	4.59	62.00	111.00	C-6	41.90 (1.65)	18.00 (0.71)	600	Auto, Fog/Aux.
H3 70W 24V	PK22s	24.00	2.92	70.00	146.00	C-6	41.90 (1.65)	18.00 (0.71)	150	Auto, Fog/Aux.
887	Axial Prefocus	12.80	3.90	49.92	95.00	C-6	68.00 (2.68)	31.80 (1.25)	200	Tractor
888	Right Angle	12.80	3.90	49.92	95.00	C-6	68.00 (2.68)	31.80 (1.25)	400	Tractor
889	Right Angle	12.80	2.10	26.88	43.00	C-6	68.00 (2.68)	25.40 (1.00)	300	Auto-Signal
890	Axial Prefocus	12.80	2.10	26.88	43.00	C-6	68.00 (2.68)	25.40 (1.00)	300	Auto-Signal
891	G4 Bi-Pin	12.80	0.63	8.06	11.00	C-6	31.00 (0.12)	19.60 (0.77)	500	Auto-High Mount Stop
892	Axial Prefocus	12.80	1.25	16.00	28.00	C-6	68.07 (2.68)	31.75 (1.25)	300	Auto
893	Axial Prefocus	12.80	2.93	37.50	75.00	C-6	68.00 (2.68)	31.80 (1.25)	200	Auto, Fog
894	Right Angle	12.80	2.93	37.50	75.00	C-6	68.00 (2.68)	31.80 (1.25)	200	Tractor
896	Right Angle	12.80	2.93	37.50	75.00	C-6	68.00 (2.68)	31.80 (1.25)	200	Auto, Fog
898	Right Angle	12.80	2.93	37.50	60.00	C-6	68.00 (2.68)	31.80 (1.25)	1,900	Auto
899	Axial Prefocus	12.80	2.93	37.50	60.00	C-6	68.00 (2.68)	31.80 (1.25)	2,000	Auto, Fog



### T-4 Halogen Lamps

Lamp Number	Base Type	Design Volts	Design Amps	Design Watts	MSCP	Filament Type	MOL mm (Inches)	LCL mm (Inches)	Average Life Hours	Primary Application
9005	Right Angle Prefocus	12.80	5.08	65.00	136.00	C-8	55.00 (2.17)	31.50 (1.24)	150	Auto – Upper Beam
9005 100W	Right Angle Prefocus	12.80	7.81	100.00	172.00	C-8	55.00 (2.17)	31.50 (1.24)	100	Auto – Upper Beam
9005 XS	Special	12.80	5.08	65.00	135.00	C-8	55.00 (2.17)	31.50 (1.24)	320	Auto
9006	Right Angle Prefocus	12.80	4.3	55.00	80.00	C-8	55.00 (2.17)	31.50 (1.24)	320	Auto – Lower Beam
9006 80W	Right Angle Prefocus	12.80	6.25	80.00	125.00	C-8	55.00 (2.17)	31.50 (1.24)	150	Auto – Lower Beam
9006 XS	Special	12.80	4.3	55.00	80.00	C-8	55.00 (2.17)	31.50 (1.24)	1,000	Auto
9045	Right Angle Prefocus	12.80	3.52	45.00	65.00	C-8	55.00 (2.17)	31.50 (1.24)	1,000	Auto, Fog/Driving
9055	Right Angle Prefocus	12.80	4.3	55.00	75.00	C-8	55.00 (2.17)	31.50 (1.24)	1,200	Auto, Fog/Driving
9145	Right Angle Prefocus	12.80	3.52	45.00	65.00	C-8	55.00 (2.16)	31.50 (1.25)	1,000	Auto, Fog/Driving
HIB 9005*	Right Angle Prefocus	12.80	5.08	65.00	–	C-8	55.00 (2.17)	31.50 (1.24)	150	Auto – Upper Beam
HIB 9006*	Right Angle Prefocus	12.80	4.3	55.00	–	C-8	55.00 (2.17)	31.50 (1.24)	320	Auto – Lower Beam


\*High Intensity Blue

### Linear Halogen Lamps



Lamp Number	Base Type	Design Volts	Design Amps	Design Watts	MSCP	Filament Type	MOL mm (Inches)	LCL mm (Inches)	Average Life Hours	Primary Application
J300 T3Q/CL	R.S.C. EHM	120.00	2.50	300.00	6000 (L)*	C-8	118.90 (4.69)	–	3,000	Linear Lamp
J500 T3Q/CL	R.S.C. FCL	120.00	4.17	500.00	10,000 (L)*	C-8	118.90 (4.69)	–	2,000	Linear Lamp

\*Lumens



### T-4-5/8 Halogen Lamps

Lamp Number	Base Type	Design Volts	Design Amps	Design Watts	MSCP	Filament Type	MOL mm (Inches)	LCL mm (Inches)	Average Life Hours	Primary Application
HIB 9003*	P43T-38	12.80	5.08 4.30	65.00 55.00	–	C-8	60.00 (2.36)	28.50 (1.12)	150 320	Auto Headlamp
HIB 9004*	Axial Prefocus	12.80	5.08 3.51	65.00 45.00	–	C-6	94.90 (3.74)	44.50 (1.75)	150 320	Auto Headlamp
HIB 9007*	Axial Prefocus	12.80	5.08 4.30	65.00 55.00	–	C-8	94.90 (3.74)	44.50 (1.75)	150 320	Auto Headlamp
H4 P45T 60/55W	P45t	12.00	5.00 4.58	60.00 55.00	138.0 83.00	C-8	91.90 (3.62)	28.50 (1.12)	150 300	Auto Headlamp
HS1 35/35W	P43t	12.00	3.125 2.92	35.00 35.00	–	C-8	91.90 (3.62)	28.50 (1.12)	–	Auto Headlamp
H4 60/55W	P43t	12.00	5.00 4.58	60.00 55.00	138.00 83.00	C-8	91.90 (3.62)	28.50 (1.12)	150 300	Auto Headlamp
H4 75/70W 24V	P43t	24.00	3.125 2.92	75.00 70.00	158.00 100.00	C-8	91.90 (3.62)	28.50 (1.12)	150 300	Auto Headlamp
H4 100/55W	P43t	12.00	8.33 4.58	100.00 55.00	217.00 83.00	C-8	91.90 (3.62)	28.50 (1.12)	75 300	Auto Headlamp
H4 100/80W	P43t	12.00	8.33 6.66	100.00 80.00	217.00 125.00	C-8	91.90 (3.62)	28.50 (1.12)	75 150	Auto Headlamp
H4 100/90W	P43t	12.00	8.33 7.50	100.00 90.00	217.00 125.00	C-8	91.90 (3.62)	28.50 (1.12)	75 150	Auto Headlamp
H4 130/90W	P43t	12.00	10.83 7.50	130.00 90.00	–	C-8	91.90 (3.62)	28.50 (1.12)	75 150	Auto Headlamp
H7 55W	PX26d	12.00	4.58	55.00	125.00	C-8	60.00 (2.36)	25.00 (0.98)	500	Auto Headlamp
H7 70W	PX26d	12.00	5.83	70.00	150.00	C-8	60.00 (2.36)	25.00 (0.98)	200	Auto Headlamp
9003	P43T-38	12.80	5.08 4.30	60.00 55.00	120.00 72.00	C-8	91.90 (3.62)	28.50 (1.12)	150 320	Auto Headlamp
9004	Axial Prefocus	12.80	5.08 3.51	65.00 45.00	95.00 65.00	C-6	94.90 (3.74)	44.50 (1.75)	150 320	Auto Headlamp
9004LL	Axial Prefocus	12.80	5.08 3.51	65.00 45.00	95.00 65.00	C-6	94.90 (3.74)	44.50 (1.75)	250 850	Auto Headlamp
9004 100/55W	Axial Prefocus	12.80	7.82 4.29	100.00 55.00	172.00 80.00	C-6	94.90 (3.74)	44.50 (1.75)	100 200	Auto Headlamp
9004 100/80W	Axial Prefocus	12.80	7.82 6.25	100.00 80.00	182.00 125.00	C-6	94.90 (3.74)	44.50 (1.75)	100 150	Auto Headlamp
9007	Axial Prefocus	12.80	5.07 4.29	65.00 55.00	107.00 80.00	C-8	94.90 (3.74)	44.50 (1.75)	250 500	Auto Headlamp
9007 100/55W	Axial Prefocus	12.80	7.82 4.29	100.00 55.00	172.00 80.00	C-8	94.90 (3.74)	44.50 (1.75)	100 200	Auto Headlamp
9007 100/80W	Axial Prefocus	12.80	7.82 6.25	100.00 80.00	172.00 125.00	C-8	94.90 (3.74)	44.50 (1.75)	100 150	Auto Headlamp

\*High Intensity Blue