


Assembly Instructions




1. Select a standard socket head cap screw.



2. Select a thumb screw knob.




Vise



Arbor Press

3. Preassemble socket head cap screw and knob, giving special attention to square alignment. Then simply press screw to bottom of knob with a vise or arbor press.



Finished Assembly