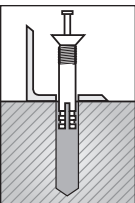
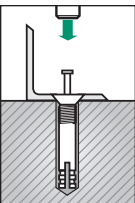


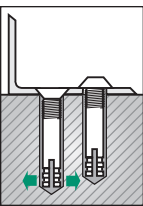
1. Drill hole of sufficient depth, using same diameter bit as anchor being installed.



2. Select head style (round or flat), then turn security nut flush with the top of anchor. Insert anchor into pre-drilled hole.



3. Drive in setting pin with hammer until flush. Use a 2 to 3 lb. hammer for small anchors and a 4 to 5 lb. hammer for medium and large anchors.



4. Slotted anchor base expands into concrete. Anchor is now properly set.