





























KL915

Open End Rivets – Steel

PHOTOS ACTUAL SIZE

| | | | |
|---|---|--|---|
| <p>1</p>  <p>488</p>  <p>1/8 Dia. 120° Countersunk Head Steel Rivet/Steel Mandrel 0.188 – 0.250 Grip Range #30 Drill Size</p> | <p>2</p>  <p>480</p>  <p>1/8 Dia. Dome Head Steel Rivet/Steel Mandrel 0.063 – 0.125 Grip Range #30 Drill Size</p> | <p>3</p>  <p>481</p>  <p>1/8 Dia. Dome Head Steel Rivet/Steel Mandrel 0.188 – 0.250 Grip Range #30 Drill Size</p> | <p>4</p>  <p>1940</p>  <p>1/8 Dia. Dome Head Steel Rivet/Steel Mandrel 0.313 – 0.375 Grip Range #30 Drill Size</p> |
| <p>5</p>  <p>486</p>  <p>3/16 Dia. Dome Head Steel Rivet/Steel Mandrel 0.188 – 0.250 Grip Range #11 Drill Size</p> | <p>6</p>  <p>487</p>  <p>3/16 Dia. Dome Head Steel Rivet/Steel Mandrel 0.251 – 0.375 Grip Range #11 Drill Size</p> | <p>7</p>  <p>1945</p>  <p>3/16 Dia. Dome Head Steel Rivet/Steel Mandrel 0.376 – 0.500 Grip Range #11 Drill Size</p> | <p>8</p>  <p>85100</p>  <p>1/4 Dia. Dome Head Steel Rivet/Steel Mandrel 0.251 – 0.375 Grip Range F Drill Size</p> |
| <p>9</p>  <p>85101</p>  <p>1/4 Dia. Dome Head Steel Rivet/Steel Mandrel 0.376 – 0.500 Grip Range F Drill Size</p> | <p>10</p>  <p>479</p>  <p>1/8 Dia. Large Flange Steel Rivet/Steel Mandrel 0.063 – 0.125 Grip Range #30 Drill Size</p> | <p>11</p>  <p>1947</p>  <p>1/8 Dia. Large Flange Steel Rivet/Steel Mandrel 0.188 – 0.250 Grip Range #30 Drill Size</p> | <p>12</p>  <p>1948</p>  <p>3/16 Dia. Large Flange Steel Rivet/Steel Mandrel 0.251 – 0.375 Grip Range #11 Drill Size</p> |
| <p>13</p>  <p>85249</p>  <p>Back-Up Washer 1/8 Dia. Round Steel</p> | <p>14</p>  <p>85250</p>  <p>Back-Up Washer 3/16 Dia. Round Steel</p> | <p>15</p> | <p>16</p> |